



CERAMICA

**CATÁLOGO NOVEDADES**

**Novelties Catalogue**

**CERSAIE 2018**

## FORMATOS | SIZES

**60x120cm | 24"x48"**  
RECTIFIED


P.E. ACIER WHITE	TG CAN5CS
P.E. ACIER SILVER	TG CAN5ES
P.E. ACIER IRON	TG CAN5GS

**60x60 | 24"x24"**  
RECTIFIED

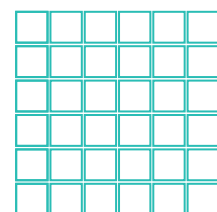
P.E. ACIER WHITE	TG CAN5FAS
P.E. ACIER SILVER	TG CAN5FBS
P.E. ACIER IRON	TG CAN5FCS

**100x100cm | 40"x40"**  
RECTIFIED

P.E. ACIER WHITE	TG CAM7ES
P.E. ACIER SILVER	TG CAM7GS
P.E. ACIER IRON	TG CAM7IS



MALLA P.E. LISTELO ACIER  
30x30cm  
Disponible en todos los colores  
Available in all colors



MALLA P.E. ACIER  
30x30cm  
Disponible en todos los colores  
Available in all colors





RODAPIÉ P.E. ACIER  
Disponible en todos los colores  
Available in all colors



Acier Silver- Iron- 60x120 RT

## COLORES | COLORS



# PACKING LIST

Formato	Pzas/Cj	M2/Cj	Kg/Cj	Pzas/m2	Kg/m2	PALET NORMAL				
						Altura	Pzas/Pal	Cjas/Pal	M2/Pal	Kg/Pal
REVESTIMIENTO CERAMICO										
20X60	13	1,56	22,50	8,33	14,42	90	832	64	99,84	1.455,00
20X60 Relieve	11	1,32	22,08	8,33	16,73	90	704	64	84,48	1.415,00
20X60 Relieve	12	1,44	23,33	8,33	16,20	90	768	64	92,16	1.495,00
25X50	13	1,63	26,04	8,00	16,03	110	832	64	104,00	1.680,00
25X50 Relieves	11	1,38	24,48	8,00	17,80	110	704	64	88,00	1.580,00
25X50 Relieves	12	1,50	24,48	8,00	16,32	110	768	64	96,00	1.580,00
25X75	7	1,31	24,44	5,33	18,62	85	315	45	59,06	1.120,00
30X60	7	1,26	20,31	5,56	16,12	100	448	64	80,64	1.340,00
30X60	10	1,80	25,00	5,56	13,89	73	480	48	86,40	1.200,00

## PAVIMENTO DE GRES

45X45	7	1,42	25,38	4,93	17,88	100	448	64	90,88	1.650,00
45X45 - Relieves	7	1,42	24,71	4,93	17,40	100	448	64	90,88	1.605,00
20,5X61,5	9	1,13	21,25	7,93	18,73	92	576	64	72,62	1.380,00

Formato	Pzas/Cj	M2/Cj	Kg/Cj	Pzas/m2	Kg/m2	EUROPALET				
						Altura	Pzas/Pal	Cjas/Pal	M2/Pal	Kg/Pal
REVESTIMIENTO CERAMICO										
20X60	13	1,56	22,50	8,33	14,42	93	624	48	74,88	1.100,00
20X60 Relieves	11	1,32	22,29	8,33	16,89	93	528	48	63,36	1.090,00
20x60 Relieves	12	1,44	23,33	8,33	16,20	93	576	48	69,12	1.140,00
25X50	13	1,63	26,04	8,00	16,03	113	624	48	78,00	1.270,00
25X50 Relieves	11	1,38	24,48	8,00	17,80	113	528	48	66,00	1.195,00
25X50 Relieves	12	1,50	24,48	8,00	16,32	113	576	48	72,00	1.195,00
25X75	7	1,31	24,44	5,33	18,62	88	315	45	59,06	1.120,00
30X60	7	1,26	20,31	5,56	16,12	73	336	48	60,48	995,00
30X60	10	1,80	25,00	5,56	13,89	73	480	48	86,40	1.200,00
33.3X100	4	1,32	23,64	3,00	17,91	81	200	50	66,00	1.200,00

## PAVIMENTO DE GRES

45X45	7	1,42	25,38	4,93	17,88	103	364	52	73,84	1.340,00
45X45 - Relieves	7	1,42	24,71	4,93	17,40	103	364	52	73,84	1.305,00
20,5X61,5	9	1,13	21,25	7,93	18,73	95	576	64	72,62	1.380,00

## PORCELANICO

15X90	9	1,22	23,33	7,41	19,20	73	432	48	58,32	1.140,00
22,7X208,1 RECT.	2	0,945	20,95	2,11	22,17	81	120	60	56,70	1.290,00
23X120	4	1,12	22,96	3,58	20,53	83	216	54	60,39	1.260,00
23X120 RECT. (22,7X119,5)	4	1,08	21,94	3,68	20,20	82	216	54	58,59	1.205,00
25X100 RECT. (25X99,5)	5	1,24	24,56	4,02	19,76	83	225	45	55,93	1.125,00
30X60	7	1,26	22,92	5,56	18,19	73	336	48	60,48	1.120,00
30X150 RECT. (30X149,5)	3	1,34	28,57	2,23	21,23	73	126	42	56,51	1.220,00
37X75	4	1,11	22,50	3,60	20,27	88	216	54	59,94	1.235,00
45X45	7	1,42	25,10	4,93	17,67	103	364	52	73,84	1.325,00
50X100	2	1,00	20,21	2,00	20,21	63	108	54	54,00	1.110,00
60X60	4	1,44	30,83	2,78	21,41	73	144	36	51,84	1.130,00
60X60 (20mm) RECT.										
60X60 RECT. (59,5X59,5)	4	1,41	28,47	2,82	20,11	73	144	36	50,98	1.045,00
60X120 RECT. (59,5X120)	2	1,42	30,25	1,40	21,18	73	80	40	57,12	1.230,00
75x75	2	1,13	23,75	1,77	21,02	88	96	48	54,00	1.160,00
75X75 RECT. (74,4X74,4)	2	1,09	22,91	1,83	21,02	87	96	48	52,32	1.120,00
100X100 RECT. (99,5X99,5)	2	1,99	42,14	1,00	21,17	109	56	28	55,72	1.200,00