

i ♥ you



FS Faenza


Single fired floor tiles

FS Faenza

Single fired floor tiles



C. FS FAENZA



T. FS FAENZA



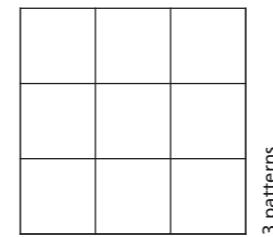

M. FS MANISES



C. FS MANISES



T. FS MANISES



FS FAENZA

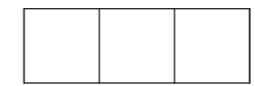
33 * 33 * 0,95 cm | 13 * 13 * 3/8"

| NO RECTIFIED | NATURAL PRICE CODE BN14 |
|--------------|-------------------------------|
| A | 13618 |
| N | 13619 |

FS MANISES

33 * 33 * 0,95 cm | 13 * 13 * 3/8"

| NO RECTIFIED | NATURAL PRICE CODE BN14 |
|--------------|-------------------------------|
| B | 13621 |



C. FS FAENZA

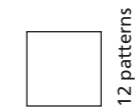
11 * 33 cm | 4 5/16 * 13"

| NO RECTIFIED | NATURAL PRICE CODE P12 |
|--------------|------------------------------|
| A | 13714 |
| N | 13715 |

C. FS MANISES

11 * 33 cm | 4 5/16 * 13"

| NO RECTIFIED | NATURAL PRICE CODE P12 |
|--------------|------------------------------|
| B | 13716 |



T. FS FAENZA

11 * 11 cm | 4 5/16 * 4 5/16"

| NO RECTIFIED | NATURAL PRICE CODE P6 |
|--------------|-----------------------------|
| A | 13717 |
| N | 13719 |

T. FS MANISES

11 * 11 cm | 4 5/16 * 4 5/16"

| NO RECTIFIED | NATURAL PRICE CODE P6 |
|--------------|-----------------------------|
| B | 13720 |



M. FS MANISES

5 * 11 cm | 2 * 4 5/16"

| NO RECTIFIED | NATURAL PRICE CODE P22 |
|--------------|------------------------------|
| A | 13668 |
| N | 13669 |
| B | 13670 |

| CARACTERÍSTICAS TÉCNICAS ANTIDESLIZAMIENTO ANTI-SLIP CHARACTERISTICS | | |
|--|--|-----------------------|
| Ensayo Essay | Características Features | Resultado Result |
| | | FAENZA |
| DIN 51130 | Ángulo crítico (Pies calzados) Critical angle (footwear) | R9 |
| BS-7976-2 | Antideslizamiento (Test del péndulo) Slip resistance (Pendulum test) | +25-35Wet +20-25Wet |
| UNE-ENV-12633 | Antideslizamiento (Test del péndulo) Slip resistance (Pendulum test) | Class 1 |
| ISO 10545-7 | Resistencia a la Abrasión Superficial/ Resistance to Surface Abrasion | PEI 4 |

| APLICACIONES APPLICATIONS | | |
|-----------------------------|--------------------|-----------------|
| Área Area | Revestimiento Wall | Pavimento Floor |
| Interior Internal | ✓ | ✓ |
| Exterior External | - | - |
| Comercial Commercial | ✓ | - |
| Ducha Shower | ✓ | - |

| CARACTERÍSTICAS TÉCNICAS TECHNICAL CHARACTERISTICS | | |
|--|-----------------|------------------|
| joint 1,5 mm | versatile | matt |
| diferent shades | shade variation | various graphics |

| EMBALAJE PACKING | | | | | | | | | |
|--------------------|--------|-----------------------|-------|-------|-----------------------|---------|--------------------------|-----------------------|-----------------------|
| Formato Sizes | | Cajas Boxes | | | Pallet | | | Cont./20' 21500 kg. | Cont./20' 24000 kg. |
| cm | Piezas | m ² / sq.m | kg | Cajas | m ² / sq.m | kg | Tamaño cm aprox. | m ² / sq.m | m ² / sq.m |
| 33 * 33 * 0,95 | 10 | 1,09 | 21,71 | 48 | 52,27 | 1067,08 | 120 * 80 * 81 | 1053,20 | 1175,66 |
| inch | Units | ft ² | lb | Boxes | ft ² | lb | Sizes inch approx. | ft ² | ft ² |
| 13 * 13 * 3/8 | 10 | 11,72 | 47,76 | 48 | 562,65 | 2347,58 | 47 1/4 * 31 1/2 * 31 7/8 | 11336,53 | 12654,73 |