

GLO
CAL

CEMENTING A NEW STYLE

SOFT LIFE
LIVING ROOM

P. 06

FRESH TASTE
KITCHEN

P. 12

OUT DOOR
INDOOR / OUTDOOR

P. 18

NATURAL POWER
BATHROOMS

P. 26

JOIN UP
RESTAURANT AND OFFICE

P. 40

MIRAGE

GLOCAL

CEMENTING A NEW STYLE

Essenzialità, neutralità e matericità sono le chiavi interpretative che hanno guidato la realizzazione di **Glocal**, la nuova collezione di **cemento rasato in gres porcellanato Mirage**.

Tutta la storia dell'architettura moderna e contemporanea, dalle origini della corrente brutalista di Le Corbusier alle casseformi giapponesi di Tadao Ando, ha infatti visto **il cemento come uno dei materiali più utilizzati all'interno del panorama del design**, poiché permette ad ogni progettista di configurare e di **personalizzare gli spazi seguendo specifiche esigenze stilistiche e arredative**.

Simple, neutral and with an appealing material quality: these are the defining features that have been shaped into **Glocal**, the new **smooth concrete collection in Mirage porcelain stoneware**. Throughout the entire history of modern and contemporary architecture, from the origins of Le Corbusier's Brutalism to the Japanese formwork of Tadao Ando, **concrete has been among the materials most widely used on the design scene**, since it allows each design engineer to **configure spaces and bring a personal touch to them, in line with specific style and furnishing requirements**.

Essentialité, neutralité, matière. Telles sont les clés d'interprétation qui ont guidé la réalisation de **Glocal**, la nouvelle collection de **béton lissé en grès cérame de Mirage**.

Toute l'histoire de l'architecture moderne et contemporaine, des origines du courant brutaliste de Le Corbusier aux marques de coffrage du Japonais Tadao Ando, a vu **le béton prendre une place centrale dans le monde du design**, permettant à chaque concepteur **de créer et de personnaliser les espaces en fonction d'exigences stylistiques et décoratives spécifiques**.

Schlichtheit, Neutralität und Stofflichkeit sind die Interpretationsschlüssel, die für die Umsetzung von **Glocal** ausschlaggebend waren, die neue Kollektion in **geglättetem Zement aus Feinsteinzeug von Mirage**.

So zählt Zement zu den Materialien, die in der gesamten Geschichte der modernen, zeitgemäßen Architektur – von den Ursprüngen der Strömung des Brutalismus von Le Corbusier bis hin zu den japanischen Schalungen von Tadao Ando – **am Häufigsten zum Einsatz kamen**, da es dem Planer **die Konfiguration und Gestaltung der Räume nach spezifischen Stil- und Einrichtungsanforderungen ermöglicht**.

Esencialidad, neutralidad y matericidad son las claves interpretativas que guiaron la realización de **Glocal**, la nueva colección de **cemento rasado de gres porcelánico Mirage**.

Toda la historia de la arquitectura moderna y contemporánea, desde los orígenes del estilo brutalismo de Le Corbusier a los encofrados japoneses de Tadao Ando, ha encontrado en el **cemento uno de los materiales más utilizados en el mundo del diseño**, ya que permite a todos los diseñadores configurar y **personalizar los espacios siguiendo específicas exigencias estilísticas y decorativas**.

Простота выражения, **нейтральность** и фактурность – вот ключевые интерпретативные понятия, которые легли в основу создания **Glocal**, **новой коллекции плитки Mirage из керамогранита с эффектом шлифованного цемента**.

Во всей истории модернистской и современной архитектуры, от истоков брутального течения Ле Корбузье до конструкций в виде листов опалубки японца Тадао Андо, **цемент всегда был наиболее используемым материалом в дизайне**, поскольку он позволяет любому проектировщику **конфигурировать и персонализировать пространство**, следуя определенным стилистическим и дизайнерским требованиям.

01
CLEAR

02
PERFECT

03
IDEAL

04
TYPE

05
CLASSIC

06
ABSOLUTE

La forza del cemento sta nella **neutralità**, nell'**ecletticità arredativa** e nella capacità di poter racchiudere tutta l'identità materica del prodotto ceramico al fine di trasformarlo in un **vero contenitore capace di valorizzare tutti i tipi di finiture e di elementi d'arredo**. Mirage ha valorizzato questa caratteristica tipica del cemento spatolato, proponendo una collezione che si esprime in modo delicato e leggero attraverso texture pulite ma profonde, che richiamano **l'anima del cemento nella sua veste più tipicamente originale**, senza trascurare una selezionata ricerca di **sottili dettagli**.

6 tonalità neutre, che vanno dal bianco all'antracite passando per sfumature di grigio calde e fredde, che ben si abbinano tra di loro e che la rendono in grado di convivere matericamente con altre collezioni in gamma Mirage, al fine di enfatizzare ulteriormente le soluzioni arredative e di design.

The power of concrete lies in the fact that it is a **neutral, exceptionally versatile** furnishing material, and in its ability to embody the whole material identity of the ceramic product, transforming it into a **container able to bring out the very best in all types of finishes and furnishing elements**. Mirage has fully exploited this characteristic feature of spatled cement, coming up with a light, delicate collection with clean-cut, yet profound textures reminiscent of the material in **its most typically original guise**, enhanced by a careful selection of **subtle details**.

Six neutral shades, ranging from white to anthracite, as well as a series of cold and warm grey nuances that combine attractively both with each other and with the materials featured in other Mirage collections to highlight the variety of furnishing and design solutions available.

La force du béton tient à sa **neutralité**, à sa **polyvalence décorative** et à sa capacité à exprimer toute l'identité du produit céramique, pour le transformer en un véritable **contenant à même de valoriser tous les types de finitions et d'éléments d'aménagement**. Mirage a exploité cette caractéristique du béton spatulé pour proposer une collection qui s'exprime avec délicatesse et légèreté à travers des textures à la fois propres et profondes, évoquant **l'âme du béton dans ce qu'il a de plus originel**, sans oublier une minutieuse recherche sur des **détails subtils**.

6 tons neutres, du blanc à l'antracite en passant par des nuances de gris chaudes et froides, qui s'associent les unes aux autres et permettent à la matière de cette collection de cohabiter avec celle d'autres collections de la gamme Mirage, pour donner encore plus de relief aux solutions d'aménagement et de design.

Die Kraft des Zements liegt in seiner **Neutralität**, in den **eklektischen Einrichtungsmöglichkeiten** und in der Fähigkeit, in sich die gesamte Materialidentität des Keramikprodukts einzuschließen, um **es in einen wahren Behälter zu verwandeln, der in der Lage ist, alle Arten von Oberflächenausführungen und Einrichtungs-elementen zur Geltung zu bringen**. Mirage hat dieses typische Merkmal des gespachtelten Zements betont und bietet eine Kollektion an, die sich durch die genauen, aber tiefen Texturen auf zarte, leichte Art entfaltet und an Zement in seiner ursprünglichsten Form erinnert, ohne dabei auf eine sorgfältige Auswahl an **feinen Details** zu verzichten.

6 neutrale Farbtöne, die von weiß über warme und kalte Graunancen bis zum Anthrazit reichen und gut miteinander kombinierbar sind, sorgen dafür, dass das Material perfekt mit anderen Kollektionen aus dem Sortiment von Mirage vereinbar ist, was für eine zusätzliche Erweiterung der Einrichtungs- und Designlösungen sorgt.

La fuerza del cemento está en la **neutralidad**, en la **eclecticidad decorativa** y en la capacidad de poder encerrar toda la identidad matérica del producto cerámico con el fin de transformarlo en un **auténtico contenedor que pueda valorizar todos los acabados y elementos de decoración**. Mirage ha valorizado esta característica típica del cemento espatulado, proponiendo una colección que se expresa de manera delicada y ligera a través de texturas netas pero profundas, que evocan el **alma del cemento en su representación más original**, sin obviar una búsqueda seleccionada de los más **mínimos detalles**.

6 tonos neutros que abarcan desde el blanco al antracita y pasan por matices cálidos y fríos de gris, que se combinan perfectamente entre sí y que permiten su combinación matérica con otras colecciones de la gama Mirage, con el fin de enfatizar aún más las soluciones de decoración y de diseño.

Сила выразительности цемента заключается в его **нейтральности, дизайнерской эклектичности** и способности проявить фактуру керамогранита, **чтобы превратить его в обрамление, способное подчеркнуть достоинства любого типа отделки или элементов обстановки**. Компании Mirage удалось поставить акцент на этой характеристике, присущей шлифованному цементу, предложив коллекцию, создающую в легкой и тонкой манере простую, но глубокую фактуру, выражающую истинный дух материала в его наиболее оригинальном облике, не забывая и о тщательной проработке **деталей**.

Шесть нейтральных цветов, идущих от белого до антрацита через теплые и холодные серые тона, прекрасно сочетающихся между собой и позволяющих комбинировать плитку с другими коллекциями гаммы Mirage, чтобы сделать еще более выразительными дизайнерские и интерьерные решения.

GLO CAL

CEMENTING A NEW STYLE

Glocal è disponibile anche in **grandi lastre**, dalle dimensioni **120x120 e 120x240** in grado di valorizzare l'effetto di una superficie continua, tipica del cemento naturale, grazie alla riduzione dell'effetto griglia dato dalla fuga di posa, tipico dei piccoli formati.

Ideale sia a pavimento che a rivestimento Glocal è disponibile in diversi **elementi decorativi** da taglio ed in terzo fuoco, che permettono di creare ricercate combinazioni grafico-geometriche.

Come da tradizione Mirage, anche l'offerta di Glocal si estende al mondo dell'outdoor living con la proposta a catalogo **EVO 2/e**, il progetto di superfici per la pavimentazioni e l'arredamento degli spazi esterni. La collezione, infatti, è disponibile anche nei formati **60x60x2cm e 90x90x2cm**.

Glocal is also available in **large slabs**, in the **120x120 and 120x240** sizes, able to emphasise and amplify the effect of a continuous surface, typical of natural cement, thanks to the reduction of the grid effect created by the joints between smaller sizes.

Ideal both for floors and for walls, the Glocal collection features a number of different **decorative elements** obtained by cutting and by third firing, which can be used to create sophisticated graphic and geometric patterns.

In keeping with the Mirage tradition, Glocal can also be used for outdoor living areas with **EVO 2/e**, the surface project for the flooring and furnishing of outdoor areas, and the collection is also available in the **60x60x2cm and 90x90x2cm sizes**.

Glocal est également disponible en **grandes dalles aux dimensions 120x120 et 120x240**, qui font ressortir un effet de surface continue, typique du béton naturel, grâce à la réduction de l'effet grille dû aux joints de pose, caractéristique des petits formats.

Solution de revêtement idéale sur sol et mur, Glocal est déclinée en différents **éléments décoratifs** à couper et en troisième feu, qui permettent de créer des combinaisons graphiques et géométriques très recherchées.

Conformément à la tradition Mirage, l'offre Glocal s'étend également au monde de l'aménagement extérieur avec la proposition en catalogue **EVO 2/e**, le projet de surfaces pour le revêtement des sols et l'aménagement des espaces extérieurs. La collection est en effet disponible également aux formats **60x60x2cm et 90x90x2cm**.

Glocal ist auch in **großen Platten** mit den Abmessungen **120x120 und 120x240** erhältlich, die in der Lage sind, dank der Verringerung des vor allem bei kleinen Formaten durch die Fugen verursachten Gittereffekts die Optik der für Naturzement typischen durchgehenden Oberfläche zu betonen.

Das sowohl als Fußboden als auch als Verkleidung ideale Glocal ist in verschiedenen geschnittenen oder Drittbrand-**Dekorelementen** erhältlich, die die Gestaltung von raffinierten grafischen und geometrischen Kombinationen ermöglichen.

Wie es bei Mirage Tradition ist, deckt das Angebot von Glocal mit dem Angebot des Katalogs von **EVO 2/e**, dem Oberflächenprojekt für Fußböden und die Einrichtung der Außenbereiche, auch die Welt des Outdoor Livings ab. So ist die Kollektion auch in den Formaten **60x60x2cm und 90x90x2cm** erhältlich.

Glocal también está disponible en **placas grandes**, de **120x120 y 120x240**, que valorizan el efecto de una superficie continua, característica del cemento natural, gracias a la reducción del efecto rejilla dado por las juntas, típico de los formatos pequeños.

Glocal, **ideal para pavimentos y revestimientos**, está disponible en **diferentes elementos decorativos** obtenidos de recortes y de tercer fuego, que permiten crear combinaciones gráficas y geométricas sofisticadas. Según la tradición Mirage, también la oferta de Glocal se extiende al mundo del outdoor living con la propuesta en catálogo de **EVO 2/e**, el proyecto de superficies para pavimentos y mobiliario de exteriores. En efecto, la colección también está disponible en los formatos de **60x60x2 cm y 90x90x2 cm**.

В коллекции **Glocal** представлены также плиты крупного формата **120x120 и 120x240 мм**, позволяющие создать эффект единого зрительного поля, присущий цементным поверхностям, за счет уменьшения сетчатости, образуемой расшивкой, типичной для плитки малых форматов.

Коллекция Glocal идеально подходит, как для облицовки полов, так и стен, и в ней представлены разнообразные декоративные элементы, под обрезку и третьего обжига, позволяющие создавать изысканные графические и геометрические комбинации.

По уже установившейся традиции компания Mirage предлагает плитку Glocal также и для использования в наружной отделке, представленной в каталоге **EVO 2/e** – проекте для наружной напольной облицовки и элементов обстановки. И действительно, в коллекции имеется также плитка в форматах **60x60x2 см и 90x90x2 см**.





SOFT
LIFE

02
PERFECT



GLOCAL

WALL
GC 02 PERFECT NAT
120x240 / 48"x96"

FLOOR
GC 03 IDEAL NAT
120x120 / 48"x48"



GLOCAL

WALL
GC 02 PERFECT NAT
60x120 / 24"x48"

FLOOR
GC 03 IDEAL NAT
120x120 / 48"x48"

JEWELS

TOP
JW 02 CALACATTA LUC



FRESH
TASTE



05
CLASSIC



GLOCAL

WALL
GC 05 CLASSIC NAT
15x60 / 6"x24"

COUNTER TOP
GC 05 CLASSIC NAT

FLOOR
GC 05 CLASSIC NAT
60x60 / 24"x24"

JEWELS

WALL
JW 12 BIANCO LUNENSIS LUC
120x240 / 48"x96"





GLOCAL
WALL
GC 05 CLASSIC NAT
15x60 / 6"x24"
COUNTER TOP
GC 05 CLASSIC NAT
FLOOR
GC 05 CLASSIC NAT
60x60 / 24"x24"





OUT
DOOR

03
IDEAL



GLOCAL
WALL
GC 03 IDEAL NAT
120x240 / 48"x96"
FLOOR
GC 03 IDEAL NAT
120x120 / 48"x48"
OUT DOOR
GC 03 IDEAL ST
60x60x2 / 24"x24"
NORR
CHAIR
VIT RR 01 ST
90x90 / 36"x36"





GLOCAL
WALL
GC 03 IDEAL NAT
120x240 / 48"x96"
FLOOR
GC 03 IDEAL ST
60x60x2 / 24"x24"
CHAIR
GC 06 ABSOLUTE NAT

GLOCAL

WALL
GC 05 CLASSIC NAT
120x240 / 48"x96"
NN 02 EMBER NAT
20x120 / 8"x48"
CHAIR
GC 03 IDEAL NAT

FLOOR
GC 05 CLASSIC ST
90x90 / 36"x36"
JAPANESE STEPPING STONES
GC 05 CLASSIC ST



NATURAL POWER



GLOCAL

WALL
GC 06 ABSOLUTE NAT
30x60 / 12"x24"

FLOOR
GC 06 ABSOLUTE NAT
120x120 / 48"x48"


NAU

WALL
NA 02 INDIE NAT
20x120 / 8"x48"



06
ABSOLUTE





GLOCAL

FLOOR
GC 06 ABSOLUTE NAT
120x120 / 48"x48"

GLOCAL

WALL
GC 04 TYPE NAT
60x120 / 24"x48"

FLOOR
GC 04 TYPE NAT
60x60 / 24"x24"

SHOWER
GC 04 TYPE ST
90x90x2 / 36"x36"

JEWELS

VANITY TOP
JW 12 BIANCO LUNENSIS LUC



04
TYPE





GLOCAL

WALL
GC 04 TYPE NAT
60x120 / 24"x48"

FLOOR
GC 04 TYPE NAT
60x60 / 24"x24"

JEWELS

VANITY TOP
JW 12 BIANCO LUNENSIS LUC

01
CLEAR



GLOCAL

WALL
GC 01 CLEAR NAT
60x120 / 24"x48"

FLOOR
GC 01 CLEAR NAT
60x60 / 24"x24"



POP JOB

WALL
PJ 20 WHITE LUC
14,4x29,7 / 6"x12"

GLOCAL

WALL
GC 06 ABSOLUTE NAT
120x240 / 48"x96"

FLOOR
GC 01 CLEAR NAT
60x60 / 24"x24"



JOIN
UP

06
ABSOLUTE

DeLiCiOuS

TO EAT
IS HUMAN
TO EAT WELL
IS DIVINE


GLOCAL

WALL
GC 05 CLASSIC NAT
120x240 / 48"x96"

FLOOR
GC 05 CLASSIC NAT
120x120 / 48"x48"

TISSUE

WALL
TISSUE ROSE
7,5x28 / 3"x11"





GLOCAL
WALL
GC 05 CLASSIC NAT
120x240 / 48"x96"
FLOOR
GC 05 CLASSIC NAT
120x120 / 48"x48"
TISSUE
WALL
TISSUE ROSE
7,5x28 / 3"x11"

GLOCAL

WALL
GC 01 CLEAR NAT
GC 02 PERFECT NAT
GC 03 IDEAL NAT
15x60 / 6"x24"

GC 04 TYPE NAT
120x240 / 48"x96"

FLOOR
GC 06 ABSOLUTE NAT
60x120 / 24"x48"



04
TYPE





GLOCAL

WALL
GC 01 CLEAR NAT
GC 02 PERFECT NAT
GC 03 IDEAL NAT
15x60 / 6"x24"

GC 04 TYPE NAT
120x240 / 48"x96"



03
IDEAL

04
TYPE

05
CLASSIC

06
ABSOLUTE



GLOCAL

WALL
GC 06 ABSOLUTE NAT
60x120 / 24"x48"

FLOOR
GC 03 IDEAL NAT NO SQ
GC 04 TYPE NAT NO SQ
GC 05 CLASSIC NAT NO SQ
GC 06 ABSOLUTE NAT NO SQ
30x30 / 12"x12"



GLOCAL

FLOOR
GC 03 IDEAL NAT NO SQ
GC 04 TYPE NAT NO SQ
GC 05 CLASSIC NAT NO SQ
GC 06 ABSOLUTE NAT NO SQ
30x30 / 12"x12"



CLEAR GC 01



15x60 / 6"x24" NAT SQ



30x60 / 12"x24" NAT SQ
30x60 / 12"x24" R11 ST SQ



30x30 / 12"x24" NAT NO SQ



60x60 / 24"x24" NAT SQ
60x60 / 24"x24" R11 ST SQ



60x120 / 24"x48" NAT SQ



120x120 / 48"x48" NAT SQ



120x240 / 48"x96" NAT SQ



30x30 / 12"x24" NAT NO SQ



STUCCHI CONSIGLIATI
RECOMMENDED GROUTS



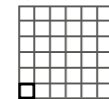
MAPEI 111 Grigio Argento

KERAKOLL 02 Grigio Luce

8,5 mm
MOSAICO 36T

30x30 / 12"x12" NAT

8,5 mm



4,8x4,8 / 2"x2"

8,5 mm
MATTONCINO

30x30 / 12"x12" NAT


8,5 mm



2,5x4,8 / 1"x2"

9 mm
MATTONCINO KNIT A
(GC01/GC02/GC03)


30x30 / 12"x12" NAT



2,5x4,8 / 1"x2"

9 mm
MATTONCINO KNIT B
(GC04/GC05/GC06)

30x30 / 12"x12" NAT



2,5x4,8 / 1"x2"

PERFECT GC 02



15x60 / 6"x24" NAT SQ



30x60 / 12"x24" NAT SQ
30x60 / 12"x24" R11 ST SQ



30x30 / 12"x24" NAT NO SQ



60x60 / 24"x24" NAT SQ
60x60 / 24"x24" R11 ST SQ



60x120 / 24"x48" NAT SQ



120x120 / 48"x48" NAT SQ



120x240 / 48"x96" NAT SQ



30x30 / 12"x24" NAT NO SQ



STUCCHI CONSIGLIATI
RECOMMENDED GROUTS




MAPEI 110 Manhattan

KERAKOLL 03 Grigio Perla

8,5 mm
MOSAICO 36T

30x30 / 12"x12" NAT

8,5 mm



4,8x4,8 / 2"x2"

8,5 mm
MATTONCINO

30x30 / 12"x12" NAT


8,5 mm



2,5x4,8 / 1"x2"

9 mm
MATTONCINO KNIT A
(GC01/GC02/GC03)


30x30 / 12"x12" NAT



2,5x4,8 / 1"x2"

9 mm
MATTONCINO KNIT B
(GC04/GC05/GC06)

30x30 / 12"x12" NAT










2,5x4,8 / 1"x2"





IDEAL GC 03



9 mm

-  15x60 / 6"x24" NAT SQ
-  30x60 / 12"x24" NAT SQ
30x60 / 12"x24" R11 ST SQ
-  30x30 / 12"x24" NAT NO SQ
-  60x60 / 24"x24" NAT SQ
60x60 / 24"x24" R11 ST SQ
-  60x120 / 24"x48" NAT SQ
-  120x120 / 48"x48" NAT SQ
-  120x240 / 48"x96" NAT SQ








8,5 mm

-  30x30 / 12"x24" NAT NO SQ
-  20 mm
-  90x90x2 / 36"x36" ST SQ
-  60x60x2 / 24"x24" ST SQ





TYPE GC 04



9 mm

-  15x60 / 6"x24" NAT SQ
-  30x60 / 12"x24" NAT SQ
30x60 / 12"x24" R11 ST SQ
-  30x30 / 12"x24" NAT NO SQ
-  60x60 / 24"x24" NAT SQ
60x60 / 24"x24" R11 ST SQ
-  60x120 / 24"x48" NAT SQ
-  120x120 / 48"x48" NAT SQ
-  120x240 / 48"x96" NAT SQ


8,5 mm


-  30x30 / 12"x24" NAT NO SQ
-  20 mm
-  90x90x2 / 36"x36" ST SQ
-  60x60x2 / 24"x24" ST SQ



STUCCHI CONSIGLIATI
RECOMMENDED GROUTS

-  MAPEI 112 Grigio Medio
-  KERAKOLL 04 Grigio Ferro

- 8,5 mm
MOSAICO 36T
30x30 / 12"x12" NAT
- 8,5 mm
 4,8x4,8 / 2"x2"

- 8,5 mm
MATTONCINO
30x30 / 12"x12" NAT
- 8,5 mm
 2,5x4,8 / 1"x2"


- 9 mm
MATTONCINO KNIT A
(GC01/GC02/GC03)
- 30x30 / 12"x12" NAT
-  2,5x4,8 / 1"x2"


- 9 mm
MATTONCINO KNIT B
(GC04/GC05/GC06)
- 30x30 / 12"x12" NAT
-  2,5x4,8 / 1"x2"



STUCCHI CONSIGLIATI
RECOMMENDED GROUTS

-  MAPEI 113 Grigio Cemento
-  KERAKOLL 04 Grigio Ferro


- 8,5 mm
MOSAICO 36T
30x30 / 12"x12" NAT
- 8,5 mm
 4,8x4,8 / 2"x2"

- 8,5 mm
MATTONCINO
30x30 / 12"x12" NAT
- 8,5 mm
 2,5x4,8 / 1"x2"

- 9 mm
MATTONCINO KNIT A
(GC01/GC02/GC03)
- 30x30 / 12"x12" NAT
-  2,5x4,8 / 1"x2"

- 9 mm
MATTONCINO KNIT B
(GC04/GC05/GC06)
- 30x30 / 12"x12" NAT
-  2,5x4,8 / 1"x2"

CLASSIC GC 05



9 mm

15x60 / 6"x24" NAT SQ

30x60 / 12"x24" NAT SQ
30x60 / 12"x24" R11 ST SQ

30x30 / 12"x24" NAT NO SQ

60x60 / 24"x24" NAT SQ
60x60 / 24"x24" R11 ST SQ

60x120 / 24"x48" NAT SQ

120x120 / 48"x48" NAT SQ

120x240 / 48"x96" NAT SQ

8,5 mm

30x30 / 12"x24" NAT NO SQ

20 mm

90x90x2 / 36"x36" ST SQ

60x60x2 / 24"x24" ST SQ

ABSOLUTE GC 06



9 mm

15x60 / 6"x24" NAT SQ

30x60 / 12"x24" NAT SQ
30x60 / 12"x24" R11 ST SQ

30x30 / 12"x24" NAT NO SQ

60x60 / 24"x24" NAT SQ
60x60 / 24"x24" R11 ST SQ

60x120 / 24"x48" NAT SQ

120x120 / 48"x48" NAT SQ

120x240 / 48"x96" NAT SQ

8,5 mm

30x30 / 12"x24" NAT NO SQ

20 mm

90x90x2 / 36"x36" ST SQ

60x60x2 / 24"x24" ST SQ



STUCCHI CONSIGLIATI
RECOMMENDED GROUTS

MAPEI 112 Grigio Medio
KERAKOLL 04 Grigio Ferro

8,5 mm
MOSAICO 36T
30x30 / 12"x12" NAT
8,5 mm
4,8x4,8 / 2"x2"

8,5 mm
MATTONCINO
30x30 / 12"x12" NAT
8,5 mm
2,5x4,8 / 1"x2"

9 mm
MATTONCINO KNIT A
(GC01/GC02/GC03)
30x30 / 12"x12" NAT
2,5x4,8 / 1"x2"

9 mm
MATTONCINO KNIT B
(GC04/GC05/GC06)
30x30 / 12"x12" NAT
2,5x4,8 / 1"x2"



STUCCHI CONSIGLIATI
RECOMMENDED GROUTS


MAPEI 114 Antracite
KERAKOLL 05 Antracite

8,5 mm
MOSAICO 36T
30x30 / 12"x12" NAT
8,5 mm
4,8x4,8 / 2"x2"

8,5 mm
MATTONCINO
30x30 / 12"x12" NAT
8,5 mm
2,5x4,8 / 1"x2"

9 mm
MATTONCINO KNIT A
(GC01/GC02/GC03)
30x30 / 12"x12" NAT
2,5x4,8 / 1"x2"

9 mm
MATTONCINO KNIT B
(GC04/GC05/GC06)
30x30 / 12"x12" NAT
2,5x4,8 / 1"x2"




MIX 1 30x30 / 12"x12"
NAT NO SQ

GCO3 IDEAL	25%
GCO4 TYPE	25%
GCO5 CLASSIC	25%
GCO6 ABSOLUTE	25%



MIX 2 30x30 / 12"x12"
NAT NO SQ

GCO1 CLEAR	10%
GCO2 PERFECT	30%
GCO3 IDEAL	30%
GCO4 TYPE	30%



MIX 3 30x30 / 12"x12"
NAT NO SQ


GCO2 PERFECT	20%
GCO3 IDEAL	20%
GCO4 TYPE	20%
GCO5 CLASSIC	20%
GCO6 ABSOLUTE	20%

DECORI TRASVERSALI MATCHING DECORS

Tutti i **Decori Trasversali** sono realizzati in **tecnica semiartigianale**. I diversi smalti, utilizzati per la realizzazione degli stessi, hanno infatti caratteristiche di superficie particolari, pertanto ogni effetto di irregolarità è da considerarsi come **caratteristica di pregio del decoro**. Per la posa raccomandiamo una **miscelezione random dei pezzi**, per ottenere il risultato estetico migliore.

All **Matching Decors** are made using a **semi-artisan technique**. The various enamels used have distinctive surface characteristics, so any uneven effects are to be considered a **sign of a quantity decorative element**. When laying we recommend **mixing the pieces randomly** for best results.

MAIOLICHE
MAIOLICHE LIGHT BLACK
30x60 / 12"x24"
MAIOLICHE DI SANT'ANTONIO BLACK
15x15 / 6"x6"




DECORI TRASVERSALI

MATCHING DECORS

MAIOLICHE DI SANT'ANTONIO 15x15



MAIOLICHE DI SANT'ANTONIO BLUE
15x15 / 6"x6"



MAIOLICHE DI SANT'ANTONIO BLACK
15x15 / 6"x6"



8



MAIOLICHE DI SANT'ANTONIO TAUPE
15x15 / 6"x6"



MAIOLICHE DI SANT'ANTONIO MIX
15x15 / 6"x6"

MAIOLICHE LIGHT 30x60



MAIOLICHE LIGHT BLUE
30x60 / 12"x24"



MAIOLICHE LIGHT BLACK
30x60 / 12"x24"



4



MAIOLICHE LIGHT TAUPE
30x60 / 12"x24"




MAIOLICHE LIGHT MIX
30x60 / 12"x24"

RUCHE BLACK & WHITE



RUCHE BLANC
12,5x10,9 / 5"x4½"



RUCHE NOIR
12,5x10,9 / 5"x4½"



44

TISSUE BLACK & WHITE



TISSUE BLANC
7,5x28 / 3"x11"



TISSUE NOIR
7,5x28 / 3"x11"



22

PASTEL TISSUE



TISSUE BEIGE
7,5x28 / 3"x11"



TISSUE GREY
7,5x28 / 3"x11"



TISSUE AZUL
7,5x28 / 3"x11"



TISSUE ROSE
7,5x28 / 3"x11"



TISSUE JAUNE
7,5x28 / 3"x11"



22

GLOCAL

RIASSUNTIVO FORMATI E IMBALLI

SUMMARY OF SIZES AND PACKAGING
ÜBERSICHT ÜBER FORMATE UND VERPACKUNGEN
RÉCAPITULATIF FORMATS ET EMBALLAGES
SINÓPTICO DE FORMATOS Y EMBALAJES

Spessore - Thickness Superficie - Surface	v2 SLIGHT											
	8,5 mm	9 mm	9 mm	9 mm	9 mm	9 mm	9 mm	9 mm	9 mm	20 mm	20 mm	
	R10 NAT NO SQ	R10 NAT SQ	R10 NAT SQ	R11 ST SQ	R10 NAT SQ	R11 ST SQ	R10 NAT SQ	R10 NAT SQ	R10 NAT SQ	R11 ST SQ	R11 ST SQ	
Clear GC 01	TH71	TG03	TF97	TH79	TF91	TM20	TF85	TH25	TH19	-	-	
Perfect GC 02	TH72	TG04	TF98	TH80	TF92	TM21	TF86	TH26	TH20	-	-	
Ideal GC 03	TH73	TG05	TF99	TH81	TF93	TM22	TF87	TH27	TH21	TG50	TG54	
Type GC 04	TH74	TG06	TG00	TH82	TF94	TM23	TF88	TH28	TH22	TG51	TG55	
Classic GC 05	TH75	TG07	TG01	TH83	TF95	TM24	TF89	TH29	TH23	TG52	TG56	
Absolute GC 06	TH76	TG08	TG01	TH84	TF96	TM25	TF90	TH30	TH24	TG53	TG57	
Peso lordo per scatola Gross weight per box	19,73	26,92	26,18	26,18	24,93	24,93	32,29	61,56	58,00	32,57	37,60	
Pezzi per scatola Pieces for box	12	14	7	7	3	3	2	2	1	2	1	
Mq. scatola Mq. box	1,08	1,26	1,26	1,26	1,08	1,08	1,44	2,88	2,88	0,72	0,81	
Scatole per full pallet Boxes per full pallet	48	40	40	40	40	40	15	20	18	30	18	
Mq./pallet	51,84	50,40	50,40	50,40	43,20	43,20	21,60	57,60	51,84	21,60	14,58	

	Maioliche di Sant'Antonio 15x15 6"x6"	Maioliche Light 30x60 12"x24"	Ruche 12,5x10,9 5"x4 1/2"	Tissue 7,5x28 3"x11"
	Black SP94 Blue SR24 Mix SR26 Taupe SR25	Black T159 Blue T160 Mix T161 Taupe T162	Blanc TC46 Noir TC47	Blanc TC31 Noir TC32 Beige TC50 Grey TC51 Azul TC52 Rose TC53 Jaune TC54
Peso lordo per scatola Gross weight per box	3,96	15,20	-	-
Pezzi per scatola Pieces for box	8	4	44	22
Mq. scatola Mq. box	0,18	0,72	0,457	0,37
Scatole per full pallet Boxes per full pallet	186	39	-	-
Mq./pallet	33,48	28,08	0,010	0,017

	Mosaico 36T 30x30 12"x12"	Mattoncino 30x30 12"x12"	Knit A/B 30x30 12"x12"	Battiscopa 7,2x60 2 7/8"x24"	Gradino A 30x60 12"x24"	Gradino A 30x120 12"x48"	Gradino G 30x60 12"x24"	Gradino G 30x120 12"x48"	Gradino B 33x60 13 1/5"x24"	Gradino B 33x120 13 1/5"x48"	Gradino B Ang. 33x33 13 1/5"x13 1/5"
	NAT	NAT	NAT	NAT	NAT	NAT	NAT	NAT	NAT	NAT	NAT
Clear GC 01	TG77	TI26	A	TI63	TI79	TI85	TI93	TI99	TL06	TL18	TL12
Perfect GC 02	TG78	TI27	A	TI64	TI80	TI86	TI94	TL00	TL07	TL19	TL13
Ideal GC 03	TG79	TI28	A	TI65	TI81	TI87	TI95	TL01	TL08	TL20	TL14
Type GC 04	TG80	TI29	B	TI66	TI82	TI88	TI96	TL02	TL09	TL21	TL15
Classic GC 05	TG81	TI30	B	TI67	TI83	TI89	TI97	TL03	TL10	TL22	TL16
Absolute GC 06	TG82	TI33	B	TI68	TI84	TI90	TI98	TL04	TL11	TL23	TL17
Mq./pallet	6	6	6	10	7	4	7	4	4	2	4





RIASSUNTIVO FORMATI E IMBALLI

SUMMARY OF SIZES AND PACKAGING


ÜBERSICHT ÜBER FORMATE UND VERPACKUNGEN

RÉCAPITULATIF FORMATS ET EMBALLAGES

SINÓPTICO DE FORMATOS Y EMBALAJES

								
Imballo Packaging	Cassa con interfalda 120x240: Ingombro: 269x138x42 cm Peso: 120 kg Crate with interlayer 120x240: Overall dimensions: 269x138x42 cm Weight: 120 kg		Pallet + parietali 120x120: Ingombro: 143x123x63 Peso: 53 kg Pallet + sides 120x120: Overall dimensions: 143x123x63 Weight: 53 kg		Cavalletto da 18 lastre Ingombro: 250x75x159 cm Peso: 140 kg Stand containing 18 slabs Overall dimensions: 250x75x159 cm Weight: 140 kg		Cavalletto da 40 scatole Ingombro: 75x130x158 cm Peso: 60 kg Stand containing 40 slabs Overall dimensions: 75x130x158 cm Weight: 60 kg	
Formato Dimension	120x240x0,9	120x240x2	120x120	120x240x0,9	120x240x2	120x120		
Pezzi Pieces	18	9	40	18	9	40		
Scatole Boxes	-	-	20	-	-	20		
Mq Sqm	51,84	25,92	57,60	51,84	25,92	57,60		
Kg Kg	1044	1044	1160	1064	1064	1167		
Tipo imballo Type of packaging	Interfalda di cartone/polietilene fra una lastra e l'altra Cardboard/polyethylene interlayer between each slab		Scatola Box	Interfalda di cartone/polietilene fra una lastra e l'altra Cardboard/polyethylene interlayer between each slab		Scatola Box		
Note Notes	Carico su camion: - sovrapposibilità max. su camion n.4 casse - max. 20 casse su camion (5 spazi) compatibilmente con i limiti di peso totale; - possibilità di affiancare a ciascuna pila nr. 2 europallet; Loading on truck: - stacks of no more than 4 crates - max. 20 crates per truck (5 spaces) in accordance with the total weight limits; - possibility to place 2 europallets adjacent to each stack;		Carico su camion: - sovrapposibilità max. su camion n.3 casse (si consiglia n.2 casse) - max. 24 casse su camion (8 spazi) compatibilmente con i limiti di peso totale; Loading on truck: - stacks of no more than 3 crates (we recommend only 2) - max. 24 crates per truck (8 spaces) in accordance with the total weight limits;					


Container 20 piedi (5,90 x 2,32 x 2,35(h) m)
<ul style="list-style-type: none"> - nr. 9 casse 120x240 + 2 cavalletti 120x240 - nr. 12 casse 120x120 + 5 cavalletti 120x120 - nr. 5 casse 120x240 + 6 casse 120x120 + 1 cavalletto 120x240 + 2 cavalletti 120x120 - nr. 9 casse 120x240 + 12 pallet dimensione 80cm x 120cm* - nr. 9 casse 120x240 + 16 pallet dimensione 63cm x 123cm* o 85cm x 123cm* - nr. 12 casse 120x120 + 15 pallet dimensione 80cm x 120cm* - nr. 12 casse 120x120 + 20 pallet dimensione 63cm x 123cm* o 85cm x 123cm* - nr. 5 casse 120x240 + 6 casse 120x120 + 12 pallet dim. 80cm x 120cm* o 85cm x 123cm* - nr. 5 casse 120x240 + 6 casse 120x120 + 20 pallet dimensione 63cm x 123cm* <p>* Per quanto riguarda i formati su pallet 80cm x 120cm, 85cm x 123cm e 63cm x 123cm il calcolo deve tenere conto del peso (in modo da non eccedere i limiti di peso)</p>
20'-Container (5.90 x 2.32 x 2.35(h) m)
<ul style="list-style-type: none"> - 9 crates 120x240 + 2 stands 120x240 - 12 crates 120x120 + 5 stands 120x120 - 5 crates 120x240 + 6 crates 120x120 + 1 stand 120x240 + 2 stands 120x120 - 9 crates 120x240 + 12 pallets measuring 80cm x 120cm* - 9 crates 120x240 + 16 pallets measuring 63cm x 123cm* or 85cm x 123cm* - 12 crates 120x120 + 15 pallets measuring 80cm x 120cm* - 12 crates 120x120 + 20 pallets measuring 63cm x 123cm* or 85cm x 123cm* - 5 crates 120x240 + 6 crates 120x120 + 12 pallets measuring 80cm x 120cm* or 85cm x 123cm* - 5 crates 120x240 + 6 crates 120x120 + 20 pallets measuring 63cm x 123cm* <p>* For formats loaded on pallets measuring 80cm x 120cm, 85cm x 123cm and 63cm x 123cm, the quantities loaded must take into account the weight (in order not to exceed the maximum weight limits)</p>


Container 40 piedi (11,90 x 2,32 x 2,35(h) m)
<ul style="list-style-type: none"> - nr. 17 casse 120x240 + 4 cavalletti 120x240 - nr. 24 casse 120x120* - nr. 9 casse 120x240 + 15 casse 120x120* - nr. 17 casse 120x240 + 6 pallet dimensione 80cm x 120cm* o 85cm x 123cm* - nr. 17 casse 120x240 + 9 pallet dimensione 63cm x 123cm* <p>* Per quanto riguarda il formato 120x120 e i formati su pallet 80cm x 120cm, 85cm x 123cm e 63cm x 123cm il calcolo deve tenere conto del peso (in modo da non eccedere i limiti di peso)</p>
40'-Container (11.90 x 2.32 x 2.35(h) m)
<ul style="list-style-type: none"> - 17 crates 120x240 + 4 stands 120x240 - 24 crates 120x120* - 9 crates 120x240 + 15 stands 120x120* - 17 crates 120x240 + 6 pallets measuring 80cm x 120cm* or 85cm x 123cm* - 17 crates 120x240 + 9 pallets measuring 63cm x 123cm* <p>* For the format 120x120 and those loaded on pallets measuring 80cm x 120cm, 85cm x 123cm and 63cm x 123cm, the quantities loaded must take into account the weight (in order not to exceed the maximum weight limits)</p>

Tipo pallet Type of pallet	Principali Formati per tipo pallet Main Dimensions per type of pallet
63cm x 123cm	30x120, 30x120x2, 60x120, 60x120x2, 20x120x2
80cm x 120cm	60x60, 60x60x2, 30x60, 15x60
85cm x 123cm	20x120

STANDARD EN 14411 - G

	CARATTERISTICHE TECNICHE TECHNICAL DATA TECHNISCHE DATEN CARACTERISTIQUES TECHNIQUES CARACTERISTICAS TECNICAS ТЕХНИЧЕСКИЕ ХАРАКТЕРИСТИКИ	NORMA STANDARD NORM NORME NORMA ЗНАЧЕНИЯ	VALORI PRESCRITTI DALLE NORME EN 14411 - G INTERNATIONAL STANDARDS EN 14411 - G INTERNATIONALE NORMWERTE EN 14411 - G VALEURS PREVUES PAR LES NORMES EN 14411 - G VALORES PREVISTOS POR LAS NORMAS EN 14411 - G ПРЕДУСМОТРЕННЫЕ СТАНДАРТОМ EN 14411-G	*VALORE MEDIO MIRAGE MIRAGE AVERAGE VALUE MIRAGE MITTELWERT VALEURS MOYEN MIRAGE VALOR MEDIO MIRAGE СРЕДНЕЕ ЗНАЧЕНИЕ MIRAGE		
	CARATTERISTICHE DIMENSIONALI - SIZE CHARACTERISTICS - MASSEIGENSCHAFTEN - DETERMINATION DES CARACTERISTIQUES DIMENSIONELLES - CARACTERISTICAS DIMENSIONALES - РАЗМЕРНЫЕ ХАРАКТЕРИСТИКИ					
	LATI SIDES - SEITEN COTES - CANTOS РАЗМЕРЫ СТОРОН	EN ISO 10545-2	± 0,3% MAX (± 1,0 mm MAX)	CONFORME COMPLYING		
	SPESSORE THICKNESS - DICKE EPAISSEUR - ESPESOR ТОЛЩИНА	EN ISO 10545-2	± 5,0% MAX (± 0,5 mm MAX)	CONFORME COMPLYING		
	RETTILINEITÀ DEGLI SPIGOLI STRAIGHTNESS OF SIDES - GERADLINIGKEIT DER KANTEN RECTITUDE DES ARETES - RECTITUD DE LOS CANTOS КОСОУГОЛЬНОСТЬ	EN ISO 10545-2	± 0,3% MAX (± 0,8 mm MAX)	CONFORME COMPLYING		
	ORTOGONALITÀ RECTANGULARITY - RECHTWINKLIGKEIT PERPENDICULARITÉ - ORTOGONALIDAD КРИВИЗНА СТОРОН	EN ISO 10545-2	± 0,3% MAX (± 1,5 mm MAX)	CONFORME COMPLYING		
	PLANARITÀ SURFACE FLATNESS - EBENFLÄCHIGKEIT PLANEITE DE SURFACE - PLANEIDAD КРИВИЗНА ЛИЦЕВОЙ ПОВЕРХНОСТИ	EN ISO 10545-2	± 0,4% MAX (± 1,8 mm MAX)	CONFORME COMPLYING		
	ASSORBIMENTO D'ACQUA WATER ABSORPTION - WASSERAUFNAHME ABSORPTION D'EAU - ABSORCIÓN DE AGUA ВОДОПОГЛОЩЕНИЕ	EN ISO 10545-3	≤ 0,5%	0,04%		
	RESISTENZA ALLA FLESSIONE FLEXION RESISTANCE - BIEGEFESTIGKEIT RESISTANCE A LA FLEXION - RESISTENCIA A LA FLEXIÓN ПРЕДЕЛ ПРОЧНОСТИ ПРИ ИЗГИБЕ	EN ISO 10545-4	S ≥ 700 N (< 7,5 mm) S ≥ 1.300 N (> 7,5 mm) R ≥ 35 N/mm².	S ≥ 2.500 N R ≥ 48 N/mm² (formato 60x60 - 24"x24" size)		
	RESISTENZA ALL'URTO IMPACT RESISTANCE - STOSSFESTIGKEIT RESISTANCE AUX CHOCES - RESISTENCIA A LOS GOLPES УДАРСТОЙКОСТЬ	EN ISO 10545-5	VALORE DICHIARATO DECLARED VALUE	0,89		
	RESISTENZA ALL'ABRASIONE ABRASION RESISTANCE - ABRIEBFESTIGKEIT RESISTANCE A L'ABRASION - RESISTENCIA A LA ABRASIÓN СТОЙКОСТЬ К ИСТИРАНИЮ	EN ISO 10545-6	≤ 175 mm³	119 mm³		
	COEFFICIENTE DI DILATAZIONE TERMICA LINEARE COEFFICIENT OF LINEAR THERMAL-EXPANSION - LINEARER WÄRMEAUSSDEHNUNGSKOEFFIZIENT COEFFICIENT DE DILATATION THERMIQUE LINEAIRE - COEFICIENTE DE DILATACIÓN TÉRMICA LINEAL КОЭФФИЦИЕНТ ЛИНЕЙНОГО ТЕРМИЧЕСКОГО РАСШИРЕНИЯ	EN ISO 10545-8	-	α=6,6x10 ⁻⁶ °C ⁻¹		
	RESISTENZA AGLI SBALZI TERMICI RESISTANCE TO THERMAL SHOCKS - BESTÄNDIGKEIT GEGEN TEMPERATURSCHWANKUNGEN RESISTANCE AUX CHOCES THERMIQUES - RESISTENCIA A LOS CHOQUES TÉRMICOS СТОЙКОСТЬ К ПЕРЕПАДАМ ТЕМПЕРАТУРЫ	EN ISO 10545-9	TEST SUPERATO SECONDO EN ISO 10545-1 PASS ACCORDING EN ISO 10545-1	NESSUN DANNO NO DAMAGE		
	RESISTENZA AL GELO FROST RESISTANCE - FROSTBESTÄNDIGKEIT RESISTANCE AU GEL - RESISTENCIA AL HIELO МОРОЗОСТОЙКОСТЬ	EN ISO 10545-12	TEST SUPERATO SECONDO EN ISO 10545-1 PASS ACCORDING EN ISO 10545-1	NESSUN DANNO NO DAMAGE		
	RESISTENZA ALL'ATTACCO CHIMICO RESISTANCE TO CHEMICALS - CHEMIKALIENBESTÄNDIGKEIT RESISTANCE A L'ATTAQUE CHIMIQUE - RESISTENCIA QUÍMICA ХИМИЧЕСКАЯ СТОЙКОСТЬ	EN ISO 10545-13	UB MIN.	UA ULA UHA		
	RESISTENZA ALLE MACCHIE RESISTANCE TO STAINS - FLECKENBESTÄNDIGKEIT RESISTANCE AUX TACHES - RESISTENCIA A LAS MANCHAS УСТОЙЧИВОСТЬ К ПЯТНООБРАЗОВАНИЮ	EN ISO 10545-14	VALORE DICHIARATO DECLARED VALUE	5		
	CESSIONE DI PIOMBO E CADMIO LEAD AND CADMIUM DISCHARGE - ABGABE VON BLEI UND CADMIUM PERTE DE PLOMB ET CADMIUM - CESIÓN DE PLOMO Y CADMIO ВЫДЕЛЕНИЕ СВИНЦА И КАДМИЯ	EN ISO 10545-15	VALORE DICHIARATO DECLARED VALUE	< AL LIMITE DI RILEVAMENTO < THAN INSTRUMENT LIMIT		
	SCIVOLosità SKID RESISTANCE - RUTSCHWERT GLISSANCE - ADHERENCIA СКОЛЬЗКОСТЬ					
				NAT	ST	ST 20 mm
	DM. 236/89 BCRA	> 0,40	> 0,40	> 0,40	> 0,40	> 0,40
	ASTM C1028	Dry SCOF > 0,60	> 0,60	> 0,60	> 0,60	> 0,60
	ASTM C1028	Wet SCOF > 0,60	> 0,60	> 0,60	> 0,60	> 0,60
	ANSI A137.1	Wet DCOF > 0,42	> 0,42	> 0,42	> 0,42	> 0,42
	AS 4586:2013		P3	-	P5	
	DIN 51130	-	R10	R11	R11	
	DIN 51097	-	A	-	A+B+C	
	ENV 12633	≥ CL1	CL2	-	CL3	
	UNI EN 13036 - 4:2011	≥ 36	> 36	-	> 36	

Per i certificati specifici, contattare Mirage SpA - For specific certificates, please contact Mirage SPA - Für die speziellen Zertifikate wenden Sie sich bitte an Mirage SpA - Pour les certificats spécifiques, veuillez contacter Mirage SPA - Para los certificados específicos, contactar Mirage SPA - Для сертификатов обращайтесь в компанию Mirage SpA



Made in Italy

www.mirage.it



Mirage.it

Mirageit

Mirage Granito Ceramico S.p.a.

41026 - Pavullo (MO) ITALY - Via Giardini Nord, 225
Tel. +39 0536 29611 - Fax +39 0536 21065
info@mirage.it - www.mirage.it

Mirage Project Point

20121 - Milano ITALY
Via Marsala, 7
Tel. +39 02 65560879

projectpoint-mi@mirage.it
www.mirageprojectpoint.com/milano

Mirage USA INC.

40 Burton Hills BLVD - Suite 200
Nashville - Tennessee (TN) - 37215
Ph. +1 615 386 7070
TAX ID: 75 2773306
info@mirageusa.net
www.mirageusa.net

Mirage Project Point Dubai

Building 5 - Suite B101
d3 Dubai Design District - United Arab Emirates
Ph. +971 4 554 3944
Licence No. 93659

projectpoint-uae@mirage.it
www.mirageprojectpoint.com/dubai